



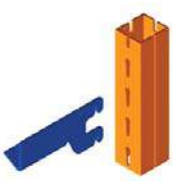
**NORTH AMERICAN STEEL**

# MANUFACTURER OF STEEL STORAGE EQUIPMENT


**KWIK ERECT 1000**



**EASY UP 5000**



**EASY UP 7000**



**WIDE SPAN 4000**



**BENCHES/DRAWERS**

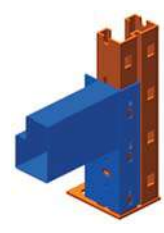


*Celebrating*  
**50**  
Years of  
Manufacturing




**STRENGTH**  
IS OUR PRODUCT

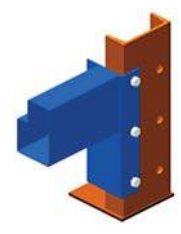
**NAS RACK**




**AMERICAN RACK**



**STRUCTURAL RACK**



**TRIPLE A RACK**



**CANTILEVER RACK**





## **NAS RACK** Designed for the Future, Manufactured Today with the Highest Capacities & Safety Factors.



### **SELECTIVE RACK**

NAS PALLET RACK provides the widest range of flexibility for your pallet and heavy-duty storage needs. Stocking vertically and horizontally maximizes available space without crushing inventory, while having the ability to access each individual load. Only two basic components, beams and frames, are required in a variety of sizes according to load requirements up to 100,000 lbs. NAS Pallet Racking installs quickly without tools and re-adjusts easily for specific applications.

- 100% Selectivity
- Easy picking lower levels



### **DOUBLE DEEP RACK**

NAS DOUBLE DEEP RACKING features back-to-back pallet storage two pallets deep. Ideal for increased storage density requirements where lift trucks have extended reach capability. Easily converted from or to single selective rack.

- 50% increased storage capacity
- Minimal increased lift truck cost
- Reasonably good selectivity



### **PICK RACK**

PICK-RACK is ideal for hand case picking. Rack frames and beams are designed to meet your specific product size and weights. Full pallets can be stored above with independent access for lift trucks. Pick-Rack boltless connections facilitate quick and simple assembly and adjustability. Step beams provide a smooth shelf surface using wire mesh decks, roof deck, metal panels or cut lumber.

- Optimum combination of selectivity and bulk storage capability.
- Wide variety of accessories to accommodate special storage needs.
- Safer, cleaner and more convenient storage.



### **PICK TOWER** Modules or Towers

Multi-level picking utilizes the full height of the warehouse. It increases pick efficiency by bringing the product or tote to the picker instead of the picker going to the product. One conveyor systems services multiple mezzanine levels, usually constructed by catwalks, where hand picked full boxes from pallets - or broken boxes on a tote - are placed on the conveyor belt for automatic delivery to the floor level.

- Maximize pick locations and floor area.
- The automated conveyor sorting and loading system delivers parts to assembler reducing order picking time.

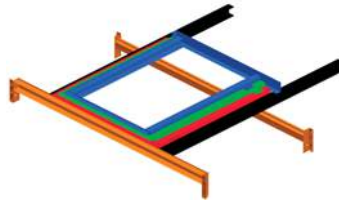
**REQUEST OUR SPECIFIC PRODUCT CATALOGUES**



## PUSH BACK RACK

Push-Back Rack provides high density storage with good selectivity. Multiple Pallets are stored on a gravity-fed cart system, allowing retrieval of the pallets from the face of the rack.

- The carts support the pallets, allowing for some variation in pallet sizes.
- Systems are custom designed as 2, 3, 4 or 5 pallets deep and are normally used against a wall or in back-to-back rows.



## DRIVE IN /THRU RACK

### DRIVE IN SYSTEM

Front to back rails replace standard beams to support pallets. Lift trucks access pallets by driving into lanes. In a Drive-In system pallet loading and retrieval is from the same aisle and is used where last in/first out (LIFO) principle is acceptable.

- Drive-in is ideal for stocking a single designated product per tunnel.
- Ideal to maximize storage space against a wall.

### DRIVE THRU SYSTEM

In a Drive-Thru system, pallet loading and retrieval can be from aisles at either end and is used where first in/first out (FIFO) principle is desirable.



- Drive-Thru is ideal for FASTER moving products per tunnel.



## CARTON FLOW RACK

Carton Flow Rack is a stationary rack-supported structure with multiple shelf levels. Each shelf level has roller tracks and dividers suitable for cartons and small containers. The shelf levels are sloped to allow the product to flow (roll) from the loading area to the picking area.

- Ideal for high activity distribution centres and allowing "multilane order" picking.
- The rails, dividers and shelves adjust easily for a variety of merchandise.



## PALLET FLOW

A stationary structure and dynamic roller mechanism suitable for standardized pallets or larger containers. Pallets move by gravity from loading face to discharge face. Typical systems are up to 5 levels high and up to 20 pallets deep. Flow rack has capacities up to 4000 lbs per pallet.

- Maximum cube utilization is achieved by converting aisle space into storage space.
- Retains the often essential First in – First Out principle.
- Pallets flow automatically to main aisles, lift truck travel and order picking time is reduced.



**KWIK ERECT SHELVING SYSTEM**  
**Series 1000 Bolted & Series 6000 Boltless**

**KWIKERECT 1000 Series**

is an economical bolted shelving system for commercial use, but has the strength and durability for industrial applications. It is available in open and closed type shelving complete with dividers and baseplates.

**KWIKERECT 6000 Series**

The North American Steel Kwikerect 6000 boltless industrial shelving is the latest in design and function. It is completely boltless except for bolting the anti-sway braces in place. It is easily and quickly assembled.

**SLOTTED ANGLE**

is the general all purpose construction angle used for a wide variety of applications including shelving, bins and tables. Use 5/16" bolts for assembly. 75 bolts and nuts are provided per 100 feet of angle.

**1000 Series with Drawers**



**1000 Series with Dividers**



Available in:  
1/12" x 1 1/2" #140 Angle  
2/12" x 1 1/2" # 225 Angle

**Slotted Angle**





## EASY UP 7000 Series

**No Bolts - No Clips**

Easy-Up 7000 long span boltless shelving is a heavy duty bulk storage system for hand loading with open accessibility from all sides. The three basic interlocking components form an extremely rigid unit. Assembly is very quick.

- Shelves easily re-adjust after installation.
- Four different strengths of beams in lengths from 36" -96" and three types of shelves or decking material allow the widest choice available for an economical system to the most sophisticated High Rise Picker System.

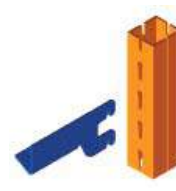


## EASY UP 5000 Series

**No Bolts - No Clips**

Easy-up 5000 is the shelving of the future - here today - combining the clean look of Office Shelving with the economy of Commercial Shelving. It is a Multi-Purpose Storage System with a choice of Board or Steel Shelving.

- No bracing allows full accessibility from all sides.
- The 1" high beam with 5/8" particle board and 1" adjustability makes it ideal for small item storage.
- Provides more shelf levels per unit than any other system.



## WIDE SPAN 4000

**No Bolts - No Clips**

Widespan Endframes - built of heavy gauge hot rolled steel - are of all welded construction for quickest assembly. They are also available in knocked down components for easy riveting or bolting at the place of installation, if freight cost is a factor. The shelving is designed for hand loading.

- A variety of beams are available for loads up to 3000 lbs per level.
- Beams are adjustable on 2" centres.

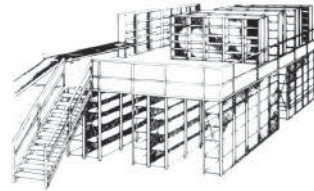




## STORAGE MEZZANINE

Mezzanine Storage Systems are of one or multi floor designs. Full floor or catwalk type, shelving or racking supported systems are available.

- Utilizing air space as productive storage space.



## STRUCTURAL MEZZANINE

Structural Mezzanines are pre-engineered free standing steel structures, independent of support from building or storage systems.

- Turning wasted interior air space into usable space.



## CANTILEVER RACK

Designed to allow unrestricted front access for long and irregular shaped products without front upright interference. The columns act as backstops and flue space for sprinklers and water penetration.

- Products rest on flat or tapered arms for easy loading.
- Lift truck forks have easy entry for un-palletized loads.
- Base legs provide stability and keep the product off the floor.
- Posts are punched to accept arms on both sides.





## DRAWERS

**MODULAR DRAWER CABINETS** are most often used in conjunction with today's sophisticated production equipment for safe keeping of critical tools and parts. Adjustable partitions and dividers allow for precise organization and optimum access plus easy changeability for rearrangement or expansion.

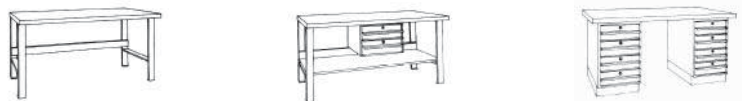
- Full extension Drawers allow full access to back of drawer.
- Drawer may be placed in 24" deep NAS shelving systems.
- For convenience drawers are usually installed between knee and chest height.
- Offers better visibility than in stationary cabinets.



## WORK BENCHES

**NAS MODULAR WORKBENCHES** are of rugged steel construction for heavy-duty industrial use available with either Steel, Steel Wood Filled or Laminated Wood Tops.

- **OPEN TYPE:** Legs with Footplates, Stringers, Lower Shelf, with Single or Double Drawers and Back and End Stops.
- **PEDESTAL TYPE:** Choice of Single or Double Door, Two Drawer and One Door or Four Drawer Pedestals.
- **DRAWER CABINET TYPE:** Full extension 28"W x 28"D Drawer Cabinets are available as Pedestals in a variety of Drawer heights with Dividers and Accessories.
- **NAS Modular Bench** design allows for continuous Bench Assemblies and easy addition of accessories at any time.



## CLOTHES LOCKERS

**GSS DÉCOR LOCKERS** with an exceptional aesthetic appearance are **STRONG - SILENT - SECURE**. The door is completely flush with stainless steel recessed pockets and is hung on a 16 gauge one piece integral right hand hinge and frame.

- The welded box construction makes the door so strong, that only single point latching is required.
- The locker operates exceptionally quiet with no moving parts.
- Lockers are shipped knocked down or assembled to suit the requirement.

***Someday all lockers will be made this way.***

## **NORTH AMERICAN STEEL**

is Canada's largest manufacturer of Steel Storage Equipment.

## **OUR 50 YEARS OF MANUFACTURING EXPERIENCE**

assure expert design solutions.

## **TAKE ADVANTAGE OF OUR EXPERIENCED ENGINEERING TEAM**

to assist you in planning and designing your Storage System.

## **LOWER OPERATING COSTS**

through quicker product retrieval times, increasing warehouse productivity.

## **PROFESSIONAL INSTALLATION CREWS**


can handle all of your Rack and Shelving installations, repairs and maintenance.

## **NAS QUALITY, CONSISTENCY**

and efficiency set the standard.



**High Speed Rollforming Lines**



**Robotic Welding**

## **POWDER PAINT FINISH:**

All NAS products are environmentally friendly powder coated with a durable scratch resistant finish.



## **AUTHORIZED DEALER**

**With 50 Years**

**Manufacturing Experience**

**NORTH AMERICAN STEEL**

**is the leading name for**

**Innovative Storage Ideas**

## **NORTH AMERICAN STEEL**

300 Hopkins Street, Whitby, Ontario Canada L1N 2B9

Phone: (905) 668-3300

Toll Free: (800) 735-4153

Fax: (905) 668-5477

Email: sales@naseco.ca

Web: www.naseco.ca

## **NORTH AMERICAN STORAGE**

2103 – 7th Street, Nisku, Alberta, Canada T9E 7Y3

Phone: (780) 955-2444

Toll Free: (800) 241-8968

Fax: (780) 955-3463

Email: sales@naseco.com

Web: www.naseco.ca